

Spiss og skreddersydd AI

F
ends
AI Event






From pilot purgatory to production

Why AI needs context

Marius Tuft, PhD
CEO
Appfarm
marius@appfarm.io





We haven't realized even 10% of current AI models' potential.

Andrej Karpathy

Co-founder of OpenAI

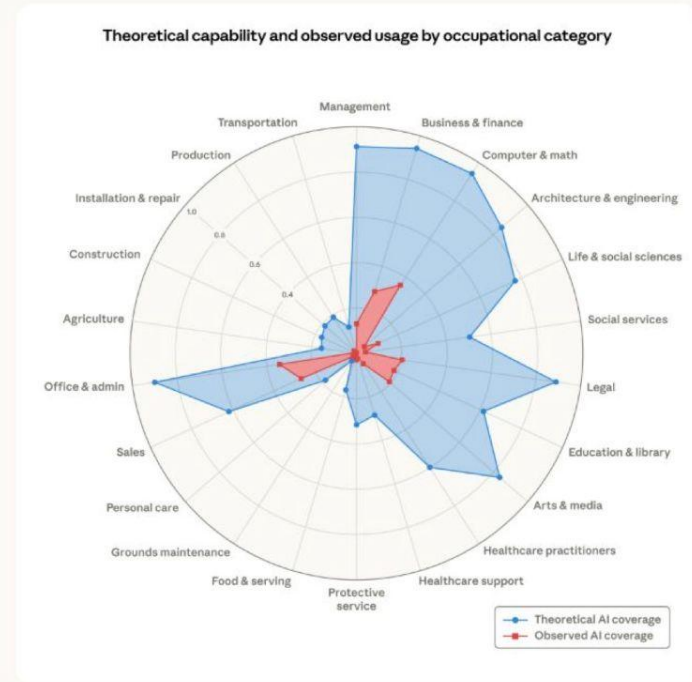


Figure 2: Theoretical capability and observed exposure by occupational category
Share of job tasks that LLMs could theoretically perform (blue area) and our own job coverage measure derived from usage data (red area).



AI is powerful enough

The current challenge is to deploy it.





Software is easy; change is hard.

Creating custom software

Very easy

Becoming instant and effortless...

Managing and owning custom software

Moderate

AI is helpful, but special tools required...

Understanding which problem to solve (why) and the solution (how)

Challenging

Domain expertise more important than AI

Changing people's practices, processes, and systems – all in harmony.

Very hard

As difficult as it's ever been...



AI for personal vs. process productivity

Personal productivity

Worker-focused: everyone's copilot

AI improving everyday work

Impact achieved at **large scale**

vs

Process productivity

Workflow-focused: company's copilots

Business transformation and competitive edge

Impact achieved at **small scale**



appfarm

Takeaway

The demo-to-production gap
is what matters.





AI must understand your business...



...but you can't tell it the same story again and again



Contextual AI deployment is about *end-to-end* process efficiency

Context orchestration engine



Business data

Process description

The right prompt

Documents

Human agency

Domain-specific instructions

AI models



Our target industries

Construction

SKANSKA



POB



Mobility & Logistics

Bertel Steen



ELEMENT LOGIC

Optimarin

Industrial production

MQWI



CERMAQ

Franzefoss

FEIRING

Business services



WESTCON



energima



Our target industries

Construction

SKANSKA

Implenia

LAB

POB

CON FORM

Mobility & Logistics

Bertel Steen

hilde

GFLogistikk

ELEMENT LOGIC

Optimarin

Industrial production

MQWI

Kitron

CERMAQ

Franzefoss

FEIRING

Business services

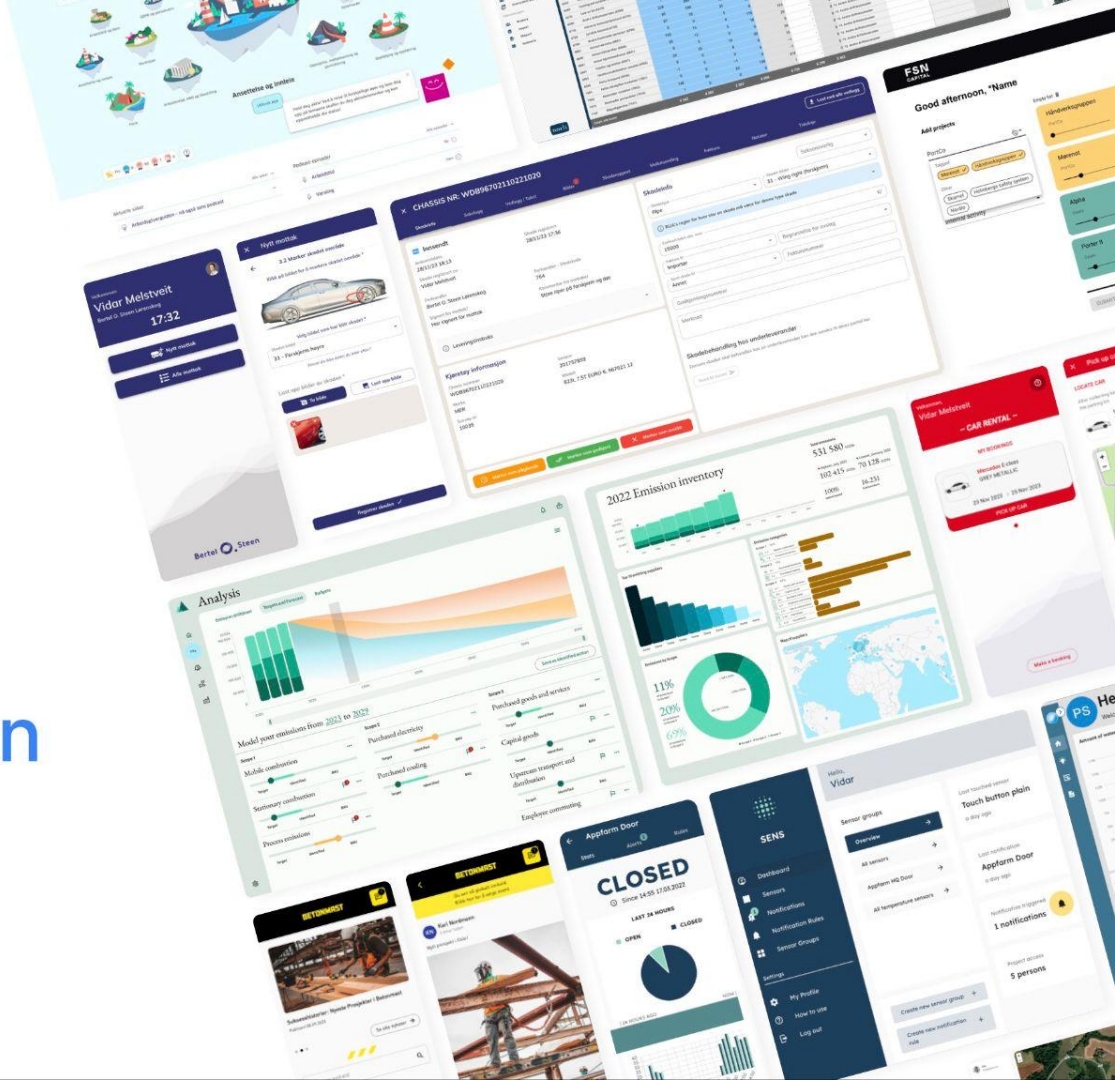
SERVICEALLIANSEN

WESTCON

DEPRO

energima





Example

AI-powered BREEAM certification





Your context engine: Appfarm Create

Build custom apps, AI workflows, and agents
Conversational development with visual verification and control.

“Vibe” with secure, enterprise-grade building blocks
With Appfarm AI, you can build and deploy fast – within safe guardrails.

Visit our booth to learn more
Describe your situation, and we'll help you put AI to work.

The screenshot displays the Appfarm AI interface. At the top, a header reads "Create powerful Apps with Appfarm AI" with a subtext: "Your new app is almost ready. Tell Appfarm AI what you need, or get inspired by a popular use-case below." Below this, a text box provides an example use case: "In-field mobile app for deviation reporting in tunnel blasting operations. The user must be able to record deviations offline (i.e., without service connection)." In the foreground, a task list is visible, titled "Tasks 7/9" with an "Auto-run" toggle and a "Continue" button. The tasks are:

- 1. Create new app with professional theme
- 2. Build deviation data model with enums
- 3. Set up data sources for offline capability
- 4. Create app layout and fully designed home view
- 5. Create deviation list and profile views
- 6. Create deviation report dialog and detail drawer
- 7. Create deviation management actions
- 8. Connect UI to actions via event handlers
- 9. Final validation of UI and actions

Below the task list, a chat window shows a message: "Finally, revise the data model and adjust it for integration toward our ERP, Microsoft Dynamics 365". At the bottom of the chat window are "Agent" and "Ask" buttons, along with a plus sign and an upward arrow icon. To the right of the chat window, there are two decorative starburst icons.



La oss ta en prat!

Henrik Ruud
Strategisk leder og rådgiver

920 88 450
henrik@frend.no

frend

